



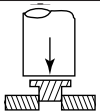
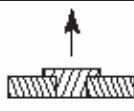
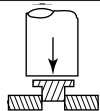
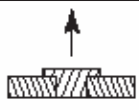
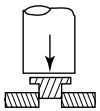
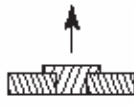
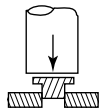
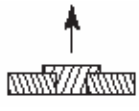
Self-Clinching Plungers

Series CPN & CPR



Continued from previous page.


Installation & Performance Data

INCH (in.)	Series	Cold Rolled Steel		Aluminum	
		 Installation Force (lbs.)	 Pushout (lbs.)	 Installation Force (lbs.)	 Pushout (lbs.)
CPN		4000	500	3000	400
	CPR				
METRIC (mm)	Series	Cold Rolled Steel		Aluminum	
		 Installation Force (kN)	 Pushout (N)	 Installation Force (kN)	 Pushout (N)
CPN		17.79	2224	13.35	1779
	CPR				



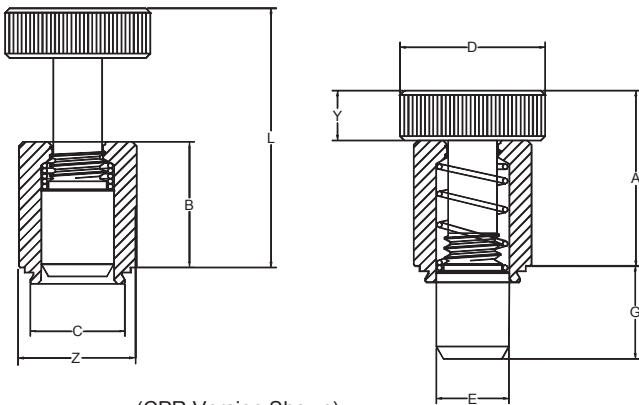
Self-Clinching Plungers

Series CPN & CPR



CPN & CPR Spring-Loaded Plunger Assemblies are used as positioning pins and locking stops on drawer slides and equipment consoles. CPR series has a hold open feature activated by pulling out the plunger head and rotating it, which allows smooth slide operation.

Series	Material	Finish	Feature
CPN	Carbon Steel	Bright Nickel over Copper Flash ASTM B689	Spring Return
CPR			Hold Open

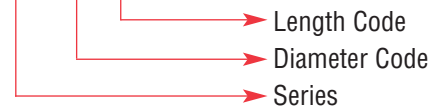


(CPR Version Shown)

Use in: Cold-rolled Steel or 5052-H34 Aluminum with Rockwell Hardness of HRB-80 or less.

Part Number Structure:

CPN - 04 - 4



Dimensions & Specifications

INCH (in.)	Series	Plunger Diameter	Plunger Length	A ±.010	B ±.005	C Max.	D ±.010	E -.000 -.005	G ±.010	L Nom.	Y ±.010	Z ±.010	Min.	+.003 -.000	Min.
	CPR	04	4	.595	.430	.327	.50	.250	.310	.895	.17	.406	.060	.328	.34
CPN*	04	4	.510	.350	.327	.50	.250	.310	.780	.17	.406	.060	.328	.34	

METRIC (mm)	Series	Plunger Diameter	Plunger Length	A ±.25	B ±.13	C Max.	D ±.25	E -.00 -.13	G ±.25	L Nom.	Y ±.25	Z ±.25	Min.	+.08 -.00	Min.
	CPR	04	4	15.11	10.92	8.31	12.7	6.35	7.87	22.73	4.32	10.3	1.53	8.33	8.64
CPN*	04	4	12.95	8.89	8.31	12.7	6.35	7.87	19.81	4.32	10.3	1.53	8.33	8.64	

*Available on special order.

Continued on next page.